



Specification

Nominal Voltage	12 volts		
Nominal Capacity	77° F (25° C)		
20-hr. (1.60A)	32.0 Ah		
10-hr. (2.97A)	29.76 Ah		
5-hr. (5.44A)	27.2 Ah		
1-hr. (19.2A)	19.2 Ah		
Approximate Weight	20.9 lbs (9.48 kgs)		
Internal Resistance (approx.)	12mΩ		
Shelf Life (% of normal capacity at 77° F (25° C))			
3 Months	6 Months	12 Months	
91%	82%	64%	
Temperature Dependency of Capacity	(20 hour rate)		
104° F	77° F	32° F	5° F
102%	100%	85%	65%



Charge Method (Constant Voltage)

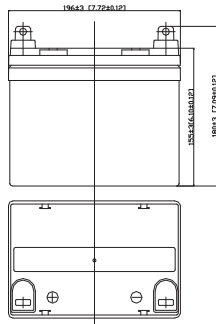
Cycle Use (Repeating Use)

Initial Current	6.4 A or smaller
Control Voltage	14.2 - 14.4 V

Float Use

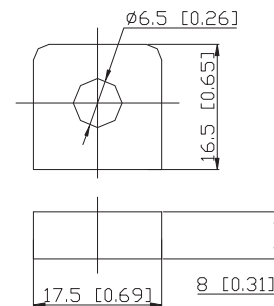
Control Voltage	13.2 - 13.4 V
-----------------	---------------

Physical Dimensions: in (mm)



L: 7.71 in (196 mm)
W: 5.20 in (132 mm)
H: 6.12 in (155 mm)
TH: 7.15 in (182 mm)
Tolerances are +/- 0.04 in. (+/- 1mm) and +/- 0.08 in. (+/- 2mm) for height dimensions. All data subject to change without notice.

Terminals



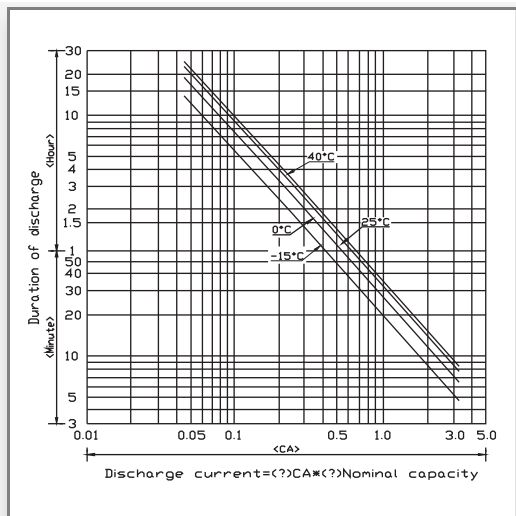
Constant Power Discharge Characteristics Unit:A (25°C, 77°F)

F.V/Time	5MIN	10MIN	15MIN	20MIN	30MIN	40MIN	50MIN	60MIN	90MIN
1.75V	158	116	95	81	62.0	50.5	42.7	37.2	26.0
1.70V	167	124	99	83	63.6	52.1	43.7	37.5	26.3
1.65V	177	131	104	86	64.8	53.0	44.6	38.4	27.2
1.60V	183	134	107	88	65.7	53.6	45.2	38.7	27.5

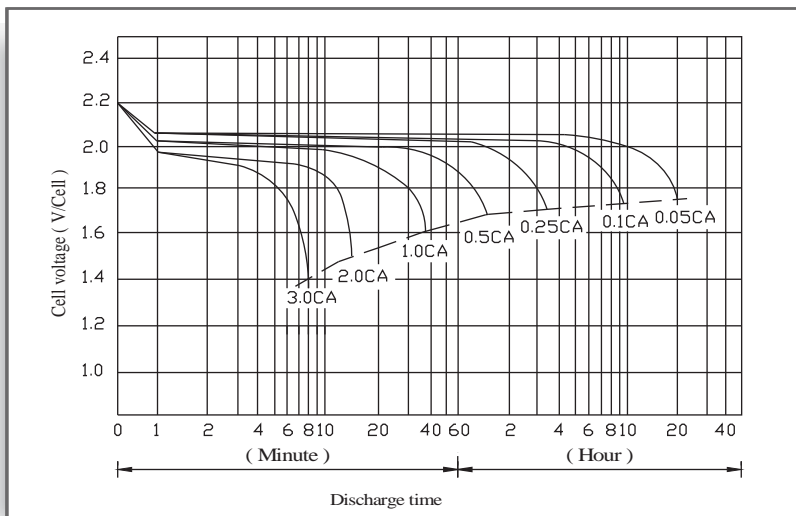
Constant Current Discharge Characteristics Unit:W (25°C, 77°F)

F.V/Time	5MIN	10MIN	30MIN	60MIN	2HR	3HR	4HR	5HR	6HR	7HR	8HR	10HR	20HR	24HR
1.90V	48.4	34.1	23.3	14.2	9.0	6.5	5.2	4.6	3.7	3.2	2.9	2.60	1.33	1.12
1.85V	62.9	42.2	28.5	16.6	9.7	7.1	5.6	4.9	4.0	3.5	3.1	2.73	1.43	1.21
1.80V	74.4	46.8	30.7	17.9	9.9	7.5	5.9	5.1	4.2	3.6	3.3	2.79	1.49	1.27
1.75V	84.9	50.2	32.6	18.6	10.5	7.8	6.1	5.3	4.3	3.8	3.4	2.88	1.55	1.27

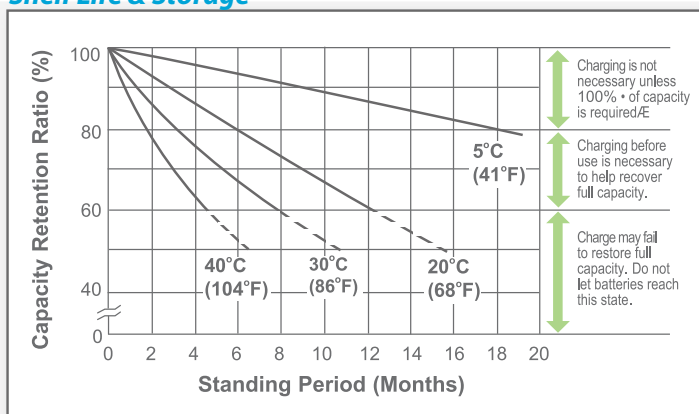
Discharge Time vs. Discharge Current



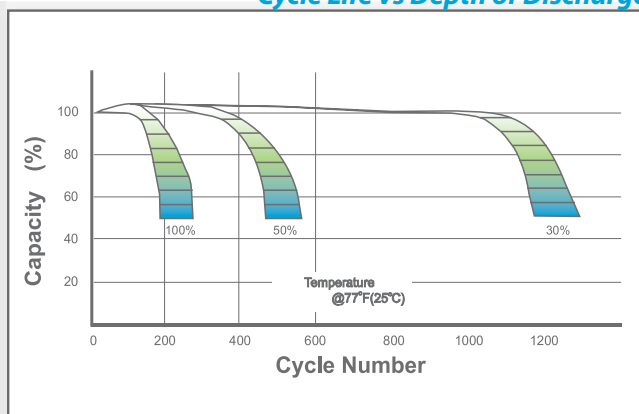
Discharge Characteristics



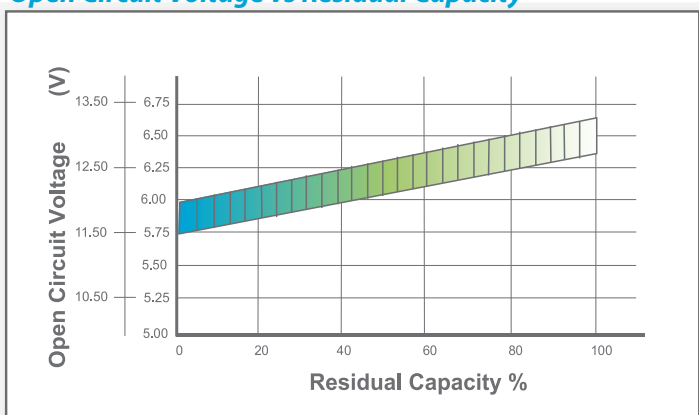
Shelf Life & Storage



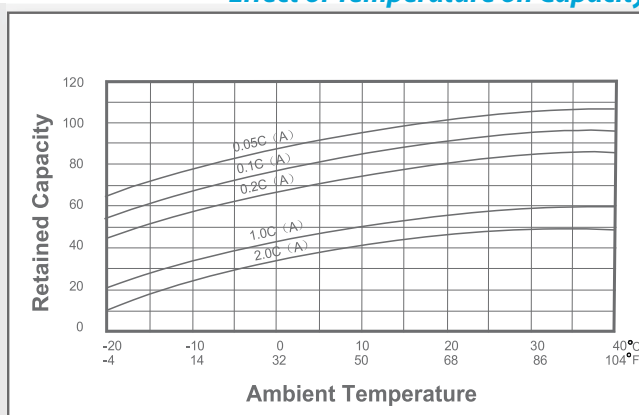
Cycle Life vs Depth of Discharge



Open Circuit Voltage vs Residual Capacity



Effect of Temperature on Capacity



Charge Current & Final Discharge Voltage

Application	Charge Voltage(V/Cell)			Max.Charge Current	Final Discharge Voltage V/Cell	Discharge Current(A)	1.75	1.70	1.60	1.30
	Temperature	Set Point	Allowable Range							
Cycle Use	25°C(77°F)	2.40	2.36-2.40	0.20C	1.75	0.2C>(A)	1.70	1.60	1.30	1.30
Standby	25°C(77°F)	2.23	2.20-2.23							



Let UPG Power Your Life.

www.upgi.com